

VIVEKANAND EDUCATION SOCIETY'S POLYTECHNIC
Sindhi Society, Chembur, Mumbai - 400 071.
BALANCE SHEET AS ON 31ST MARCH 2021

Amount (Rs.) (2019-20)		LIABILITIES	SCH	Amount (Rs.) (2020-21)		Amount (Rs.) (2019-20)		ASSETS	SCH	Amount (Rs.) (2020-21)				
1,90,94,180	1,90,94,180	RESERVE FOR BUILDING		1,90,94,180	1,90,94,180	1,30,83,737	1,83,05,483	FIXED ASSETS	1	1,83,05,483	1,76,50,330			
-		Balance as per last B/S		-		84,10,075		Fixed Assets (WDV)		24,56,627				
		ADD : Additional during the year				2,14,93,812		Add: Addition during the year		2,07,62,110				
						31,88,329		Total		31,11,780				
								Less: Total Depreciation						
1,53,95,995	2,07,76,498	CURRENT LIABILITIES		2,55,49,518	3,18,15,460	39,98,923	2,99,91,919	CURRENT ASSETS	2	13,53,523	5,98,20,783			
32,10,544		Fees Recd. In Advance	7	42,93,884		16,964		Bank Accounts		5,398				
6,17,000		Outstanding Liabilities		6,19,000		21,84,595		Cash in hand	3	22,49,287				
5,10,104		Student's Deposit	8	5,24,429		4,74,876		Deposits (Assets)	4	7,36,738				
10,42,855		Duties & Taxes	9	8,28,629		2,29,97,375		Other Current Assets	5	5,52,41,711				
		Provisions				3,19,186		Outstanding Income	6	2,34,126				
	7,458	VES H.O. (GST Payment)						Prepaid Expenses						
6,78,17,730	7,01,10,140	VIVEKANAND EDUCATION SOCIETY		7,01,10,140	8,30,82,487	5,36,41,271	6,16,90,872	INCOME & EXPENDITURE		6,16,90,872	5,65,21,012			
4,80,37,112		Opening Balance		5,46,18,428		80,49,601		As per Income & Expenditure		Appropriation Account			(51,69,860)	
11,58,54,842		ADD : Amount Received		12,47,28,568				Add : Surplus/Deficit						
4,57,44,702		Less : Amount Paid		4,16,46,081										
	10,99,88,276	Total		13,39,92,127		10,99,88,276		Total		13,39,92,127				

AS PER REPORT OF EVEN DATE



SHRI. ABHIJIT DESHPANDE
CHARTERED ACCOUNTANT

VIVEKANAND EDUCATION
SOCIETY

Amr

SHRI AMAR ASRANI
PRESIDENT

VIVEKANAND EDUCATION
SOCIETY

SHRI RAJESH GEHANI
SECRETARY

VIVEKANAND EDUCATION SOCIETY'S POLYTECHNIC

V Joshi

SHRI VIKRANT JOSHI
PRINCIPAL

PRINCIPAL
VIVEKANAND EDUCATION SOCIETY'S
POLYTECHNIC
Sindhi Society, Chembur,
Mumbai - 400 071, Maharashtra, India.

VIVEKANAND EDUCATION SOCIETY'S POLYTECHNIC
Sindhi Society, Chembur, Mumbai - 400 071.
INCOME & EXPENDITURE ACCOUNT FOR THE YEAR ENDED 31ST MARCH 2021

Amount (Rs.) (2019-20)	EXPENDITURE	SCH	Amount (Rs.) (2020-21)	Amount (Rs.) (2019-20)	INCOME	SCH	Amount (Rs.) (2020-21)
5,81,81,787	To Salaries for TS/NTS/CLASS IV STAFF	13	5,91,52,181	6,25,43,535	By Fees		7,42,62,582
27,35,065	" Administrative Expenses	14	14,60,149	15,56,660	" Other Fees	10	20,30,086
15,250	" Expert Lecture (Dept.)		7,250	64,730	" Misc Receipt from Students	11	33,705
20,600	" Student Development (Dept.)		-	3,88,557	" Bank Interest		3,21,785
17,150	" Staff Development (Dept.)		2,000	1,91,538	" Other Receipts	12	1,56,789
4,200	" Staff Development		-				
3,04,187	" Lab & Workshop Expenditure	15	2,38,727				
64,118	" Computer Software Expenses	16	72,132				
1,000	" Research & Development (Dept.)		2,000				
4,76,000	" Affiliation & Other Charges	17	1,35,000				
14,91,894	" MSBTE Exam/Insurance/Sports Fees (Exp.)	18	18,62,096				
48,931	" Miscellaneous Expenses	19	5,622				
7,33,163	" Bldg. & Other Repairs & Maint.	20	4,45,604				
1,03,886	" Library Expenditure	21	31,673				
2,15,414	" Annual Day/Cultural/Sports/Staff & Student Welfare	22	61,821				
51,93,647	" Establishment Charges		50,47,052				
31,88,329	" Depreciation		31,11,780				
-	To Excess of Income Over Expenditure		51,69,860	80,49,601	By Excess of Expenditure Over Income		-
7,27,94,621	Total		7,68,04,947	7,27,94,621	Total		7,68,04,947

AS PER REPORT OF EVEN
DATE

VIVEKANAD EDUCATION SOCIETY

VIVEKANAD EDUCATION
SOCIETY

VIVEKANAND EDUCATION
SOCIETY'S POLYTECHNIC

Abhijit Deshpande

Amar Asrani

Vikrant Joshi

SHRI. ABHIJIT DESHPANDE
CHARTERED ACCOUNTANT

SHRI. AMAR ASRANI
PRESIDENT

SHRI RAJESH GEHANI
SECRETARY

SHRI VIKRANT JOSHI
PRINCIPAL



PRINCIPAL
VIVEKANAND EDUCATION SOCIETY'S
POLYTECHNIC
Sindhi Society, Chembur,
Mumbai - 400 071, Maharashtra, India.

**VIVEKANAND EDUCATION SOCIETY'S POLYTECHNIC
INCOME & EXPENDITURE APPROPRIATION ACCOUNT
FOR THE YEAR ENDED 31ST MARCH 2021**

Amount (Rs.) (2019-20)	EXPENDITURE	SCH	Amount (Rs.) (2020-21)	Amount (Rs.) (2019-20)	INCOME	SCH	Amount (Rs.) (2020-21)
5,36,41,271	To Opening Balance		6,16,90,872	-	By Excess of Income Over Expenditure		51,69,860
80,49,601	" Excess of Expenditure Over Income		-	6,16,90,872	" Closing Balance		5,65,21,012
6,16,90,872	Total		6,16,90,872	6,16,90,872	Total		6,16,90,872

AS PER REPORT OF EVEN
DATE

VIVEKANAD EDUCATION SOCIETY

VIVEKANAD EDUCATION
SOCIETY

VIVEKANAND EDUCATION
SOCIETY'S POLYTECHNIC

Abhijit Deshpande


SHRI. ABHIJIT DESHPANDE
CHARTERED ACCOUNTANT

SHRI. AMAR ASRANI
PRESIDENT

SHRI RAJESH GEHANI
SECRETARY

B. Joshi

SHRI VIKRANT JOSHI
PRINCIPAL




PRINCIPAL
VIVEKANAND EDUCATION SOCIETY'S
POLYTECHNIC
Sindhi Society, Chembur,
Mumbai - 400 071, Maharashtra, India

V.E.S.POLYTECHNIC
SCHEDULE OF FIXED ASSETS AS ON 31/03/2021

SR NO	PARTICULAR OF ASSETS	Op. Bal. at Cost 1.4.2020	WDV as on 1.4.2020	Additions upto 30.09.2020	Additions from 01.10.2020	RATE OF DEP.	Depr. Permitted upto 30.09.2020	Depr. Permitted from 01.10.2020	Total Depr. upto 31.03.2021	Closing Balance WDV upto 31.03.2021	Closing Balance AT COST upto 31.03.2021
		(1)	(2)	(3)	(4)	(5)	(6)	(7)	(8)	(9)	(10)
							(2+3)x5=6	(4x5=7)	(6+7=8)	(2+3+4-8=9)	(1+3+4=10)
1	COMPUTER DEPT. (CM)										
	COMPUTER LAB EQUIP.	1,23,434	45,698	-	-	15	6,855	-	6,855	38,843	1,23,434
	COMPUTERS	1,28,00,147	3,61,834	-	-	25	90,458	-	90,458	2,71,376	1,28,00,147
	COMPUTER SOFTWARE	5,05,049	56,954	-	-	25	14,238	-	14,238	42,716	5,05,049
	LIBRARY BOOKS	33,454	1,917	-	-	25	479	-	479	1,438	33,454
2	COMPUTER DEPT. (CO)										
	COMPUTER LAB EQUIP.	5,28,605	2,28,766	-	30,974	15	34,315	2,323	36,638	2,23,102	5,59,579
	COMPUTERS	16,51,250	3,16,937	-	12,272	25	79,234	1,534	80,768	2,48,441	16,63,522
	LIBRARY BOOKS	14,960	2,317	-	-	25	579	-	579	1,738	14,960
3	ELECTRONIC DEPT.										
	ELECTRONIC LAB EQUIP.	61,39,058	8,52,260	-	-	15	1,27,839	-	1,27,839	7,24,421	61,39,058
	COMPUTERS	7,59,934	30,454	-	-	25	7,614	-	7,614	22,840	7,59,934
	COMPUTER SOFTWARE	4,934	1,086	-	-	25	272	-	272	814	4,934
	LIBRARY BOOKS	44,527	1,506	-	-	25	377	-	377	1,129	44,527
4	INSTRUMENTATION DEPT.										
	INSTRUMENTATION LAB EQUIP.	30,85,024	7,95,856	-	3,186	15	1,19,378	239	1,19,617	6,79,425	30,88,210
	COMPUTERS	9,48,336	64,921	-	-	25	16,230	-	16,230	48,691	9,48,336
	COMPUTER SOFTWARE	22,290	3,219	-	-	25	805	-	805	2,414	22,290
	LIBRARY BOOKS	37,833	4,216	-	-	25	1,054	-	1,054	3,162	37,833
	IS LAB DEV (MODROBS)	1	-	-	-	15	-	-	-	-	1
5	COMMUNICATION DEPT (ET)										
	COMMUNICATION LAB EQUIP.	34,88,767	8,73,852	-	-	15	1,31,078	-	1,31,078	7,42,774	34,88,767
	COMPUTERS	11,09,699	42,576	-	-	25	10,644	-	10,644	31,932	11,09,699
	COMPUTER SOFTWARE	1,500	-	-	-	25	-	-	-	-	1,500
	LIBRARY BOOKS	36,910	3,462	-	-	25	865	-	865	2,597	36,910
6	TELECOMMUNICATION DEPT (EJ)										
	TELECOMMUNICATION LAB EQUIP.	11,89,465	5,83,864	-	13,983	15	87,580	1,049	88,629	5,09,218	12,03,448
	COMPUTERS	8,16,618	76,733	-	-	25	19,183	-	19,183	57,550	8,16,618
	LIBRARY BOOKS	24,394	3,649	-	-	25	912	-	912	2,737	24,394
	EJ LAB DEV (MODROBS)	1	-	-	-	15	-	-	-	-	1
7	ELECTRONICS & TELECOMM. TECH. DEPT.										
	ELECTRONIC & TELE. TECH. EQUIP.	31,61,813	7,31,696	-	-	15	1,09,754	-	1,09,754	6,21,942	31,61,813
	COMPUTERS	14,07,692	1,08,535	-	-	25	27,134	-	27,134	81,401	14,07,692
	LIBRARY BOOKS	32,529	3,578	-	-	25	895	-	895	2,683	32,529
	AUDIO & VIDEO EQUIP.	3,83,506	0	-	-	15	-	-	-	0	3,83,506
	ELECTRICAL LAB EQUIP.	3,33,870	0	-	-	15	-	-	-	0	3,33,870
	TOTAL	3,86,85,599	51,95,884	-	60,415		8,87,772	5,145	8,92,917	43,63,382	3,87,46,014

Contd..... 2



SR NO	PARTICULAR OF ASSETS	Op. Bal. at Cost 1.4.2020	WDV as on 1.4.2020	Additions upto 30.09.2020	Additions from 01.10.2020	RATE OF DEP.	Depr. Permitted upto 30.09.2020	Depr. Permitted from 01.10.2020	Total Depr. upto 31.03.2021	Closing Balance WDV upto 31.03.2021	Closing Balance AT COST upto 31.03.2021
		(1)	(2)	(3)	(4)	(5)	(6)	(7)	(8)	(9)	(10)
							(2+3)x5=6	(4x5=7)	(6+7=8)	(2+3+4-8=9)	(1+3+4=10)
	TOTAL	3,86,85,599	51,95,884	-	60,415		8,87,772	5,145	8,92,917	43,63,382	3,87,46,014
8	MECHANICAL ENGG.										
	MECHANICAL LAB EQUIP.	63,10,640	54,33,248	-	16,24,167	15	8,14,987	1,21,813	9,36,800	61,20,615	79,34,807
	COMPUTERS	61,457	53,775	-	12,272	25	13,444	1,534	14,978	51,069	73,729
	LIBRARY BOOKS	-	-	-	4,458	25	-	557	557	3,901	4,458
9	CIVIL ENGG. DEPT.										
	CIVIL LAB EQUIP.	24,71,977	21,12,796	-	1,53,662	15	3,16,919	11,525	3,28,444	19,38,014	26,25,639
	COMPUTERS	-	-	-	12,272	25	-	1,534	1,534	10,738	12,272
	LIBRARY BOOKS	-	-	-	10,694	25	-	1,337	1,337	9,357	10,694
10	ELECTRICAL ENGG. DEPT.	1,07,164	99,127	-	3,67,700	15	14,869	27,578	42,447	4,24,380	4,74,864
11	SCIENCE & HUMANITIES										
	CHEMISTRY LAB EQUIP.	5,35,613	1,31,420	-	-	15	19,713	-	19,713	1,11,707	5,35,613
	PHYSICS LAB EQUIP.	6,14,332	1,55,408	-	-	15	23,311	-	23,311	1,32,097	6,14,332
	LANGUAGE LAB (COMPUTER)	3,89,600	-	-	-	25	-	-	-	-	3,89,600
	LANGUAGE LAB (SOFTWARE)	1,09,850	17,727	-	-	25	4,432	-	4,432	13,295	1,09,850
12	LIBRARY										
	LIBRARY BOOKS	41,69,509	3,34,615	-	25,361	25	83,654	3,170	86,824	2,73,152	41,94,870
	COMPUTERS	1,85,988	7,258	-	-	25	1,815	-	1,815	5,443	1,85,988
	LIBRARY SOFTWARE	11,000	1,774	-	-	25	444	-	444	1,330	11,000
13	OFFICE										
	OFFICE EQUIP.	6,15,628	3,63,100	-	-	15	54,465	-	54,465	3,08,635	6,15,628
	COMPUTERS	3,64,518	37,093	-	11,325	25	9,273	1,416	10,689	37,729	3,75,843
	COMPUTER SOFTWARE	1,35,616	34,171	-	-	25	8,543	-	8,543	25,628	1,35,616
	XEROX MACHINE EQUIP.	69,279	3,965	-	-	15	595	-	595	3,370	69,279
	CYCLE	3,135	-	-	-	15	-	-	-	-	3,135
	BIOMATRIX ESSL FACE & THUMB DETECTION	-	-	-	11,328	15	-	850	850	10,478	11,328
14	BOARD ROOM EQUIPMENT	61,499	26,388	-	-	15	3,958	-	3,958	22,430	61,499
	BOARD ROOM (COMPUTER)	78,502	3,844	-	-	25	961	-	961	2,883	78,502
15	COMPUTER CENTRE	3,99,193	82,435	-	68,133	25	20,609	8,517	29,126	1,21,442	4,67,326
	COMPUTER CENTRE (COMPUTER)	2,91,300	69,196	-	-	25	17,299	-	17,299	51,897	2,91,300
16	WORKSHOP EQUIPMENT	1,28,604	50,714	-	-	15	7,607	-	7,607	43,107	1,28,604
17	PROJECT LAB	4,32,792	85,456	-	-	15	12,818	-	12,818	72,638	4,32,792
18	FURNITURE & FIXTURES	58,58,530	16,08,661	-	52,027	15	2,41,299	3,902	2,45,201	14,15,487	59,10,557
19	TEACHING AID EQUIP.	8,360	-	17,207	25,606	15	2,581	1,920	4,501	38,312	51,173
20	WATER COOLER	12,454	-	-	-	15	-	-	-	-	12,454
	TOTAL	6,21,12,139	1,59,08,057	17,207	24,39,420		25,61,368	1,90,798	27,52,166	1,56,12,518	6,45,68,766

Contd..... 3



SR NO	PARTICULAR OF ASSETS	Op. Bal. at Cost 1.4.2020	WDV as on 1.4.2020	Additions upto 30.09.2020	Additions from 01.10.2020	RATE OF DEP.	Depr. Permitted upto 30.09.2020	Depr. Permitted from 01.10.2020	Total Depr. upto 31.03.2021	Closing Balance WDV upto 31.03.2021	Closing Balance AT COST upto 31.03.2021
		(1)	(2)	(3)	(4)	(5)	(6)	(7)	(8)	(9)	(10)
							(2+3)x5=6	(4x5=7)	(6+7=8)	(2+3+4-8=9)	(1+3+4=10)
	TOTAL	6,21,12,139	1,59,08,057	17,207	24,39,420		2561368	190798	2752166	15612518	64568766
21	EMERGENCY LIGHTS	5,276	-	-	-	15	-	-	-	-	5,276
22	AIR CONDITION	7,54,124	4,52,689	-	-	15	67,903	-	67,903	3,84,786	7,54,124
23	CCTV	1,31,960	-	-	-	25	-	-	-	-	1,31,960
24	STRUCTURAL CABLE NETWORK	18,00,537	5,74,405	-	-	15	86,161	-	86,161	4,88,244	18,00,537
25	AUTOMATED SANITARY NAPKIN VENDING MACHINE	17,676	8,534	-	-	15	1,280	-	1,280	7,254	17,676
26	ELECTRICAL FITTINGS	22,30,926	7,07,528	-	-	15	1,06,129	-	1,06,129	6,01,399	22,30,926
27	DRAWING BOARD EQUIP.	9,715	-	-	-	15	-	-	-	-	9,715
28	GAS INSTALLATION	25,125	-	-	-	15	-	-	-	-	25,125
29	MICRO PROCESSOR LAB EQUIP.	3,46,620	-	-	-	15	-	-	-	-	3,46,620
30	WORKSHOP MECH. EQUIP.	82,176	-	-	-	15	-	-	-	-	82,176
31	DIGITAL LAB EQUIP.	18,332	-	-	-	15	-	-	-	-	18,332
32	EMC LAB EQUIP.	29,500	-	-	-	15	-	-	-	-	29,500
33	WATER COOLER/FILTER	85,675	36,267	-	-	15	5,440	-	5,440	30,827	85,675
34	CAMPUS WIRELESS NETWORK	3,10,323	1,98,330	-	-	15	29,750	-	29,750	1,68,580	3,10,323
35	CISCO LAB	7,38,775	4,19,673	-	-	15	62,951	-	62,951	3,56,722	7,38,775
	TOTAL	6,86,98,879	1,83,05,483	17,207	24,39,420		29,20,982	1,90,798	31,11,780	1,76,50,330	7,11,55,506

for



VIVEKANAND EDUCATION SOCIETY'S POLYTECHNIC

Sindhi Society, Chembur, Mumbai-400071.

CURRENT ASSETS AS ON 31ST MARCH 2021


Amount (Rs.) (2019-20)		Particulars	SCH.	Amount (Rs.) (2020-21)	
1,16,653		Bank Accounts	2		
1,94,923		Canara Bank		1,20,199	
34,43,180		ICICI Bank		7,84,589	
39,917		Janakalyan Sahakari Bank		72,398	
2,04,250	39,98,923	Kotak Mahindra Bank		41,350	
		Union Bank of India		3,34,986	13,53,523
	16,964	Cash in hand			5,398
		Deposits (Assets)	3		
2,650		Cylinder & Regulator Deposit		2,650	
5,00,000		Deposit with ISTC		5,00,000	
5,00,000		Fixed Deposit		5,00,000	
11,72,945	21,84,595	Fixed Deposit (ICICI)		12,37,637	
9,000		Telephone Deposit		9,000	22,49,287
		Other Current Assets	4		
1,59,400		AICTE Grant Receivable for EJ Dept.		1,59,400	
-		Board Exam Fees		12,000	
2,000		Board Exam Late Fees		4,800	
81,250		Festival Advance & Loan to Staff		20,000	
2,950		GSLife Insurance (A)		-	
10,761		I Scheme Orientation Program		-	
1,42,440		Manuals (A)		1,42,240	
-		FDTP 2019-20		2,100	
31,702		Workshop Dev. Of Lab Manual 6th Sem		-	
-		Sundry Debtors		3,90,750	
17,372		TDS Receivable from Employee		-	
27,001	4,74,876	Vigilance & Academic Monitoring Rem.		5,448	7,36,738
		Outstanding Income	5		
2,18,99,294		Fees Receivable from SWO/MAHADBT		4,72,30,575	
10,98,081	2,29,97,375	Fees Receivable from Student		80,11,136	5,52,41,711
		Prepaid Expenses	6		
1,895		Prepaid Expenses (A.M.C. CMS Website Dev.)		1,642	
247		Prepaid Expenses (A.M.C. for Bio-Metric System)		-	
40,000		Prepaid Expenses (AICTE Portal Charges)		-	
32,155		Prepaid Expenses (Fire Insurance)		32,244	
1,02,328		Prepaid Expenses (Internet Charges)		1,00,064	
19,482		Prepaid Expenses (Library Subscription)		34,544	
1,23,079	3,19,186	Prepaid Expenses (Software)		65,632	2,34,126
	2,99,91,919	Total			5,98,20,783



VIVEKANAND EDUCATION SOCIETY'S POLYTECHNIC
Sindhi Society, Chembur, Mumbai-400071.
CURRENT LIABILITIES AS ON 31ST MARCH 2021

Amount (Rs.) (2019-20)		Particulars	SCH.	Amount (Rs.) (2020-21)	
	1,53,95,995			<u>Fees Recd. in Advance</u>	
		<u>Outstanding Liabilities</u>	7		
34,200		Board Exam Fees		33,000	
9,600		Board Exam Fees (K.T.)		-	
600		Photocopy		-	
84,495		Board Exam Remuneration		22,050	
19,496		CSI Student Chapter Membership		19,496	
28,700		FDTP 2019-20		-	
10,412		Facility Utilization (L)		-	
37,565		ISA Student Chapter Membership		37,565	
62,434		ISTE Student Chapter Membership		62,434	
79,200		MSBTE Distribution Centre		79,200	
		MSBTE Capacity Development		-	
1,900		Workshop		-	
72,350		National Service Scheme (L)		2,01,850	
11,190		Photocopy & Verification (RAC)		-	
73,045		R.A.C. Remuneration (L)		-	
32,109		Remuneration		-	
66,745		Retention Money		63,054	
10,000		Refundable to Class-IV Staff		-	
8,90,975		Student Aid Funds		8,90,975	
11,35,712		Scholarship Payables		23,57,985	
-		Financial Assistance		10,000	
		Lab Manual & Excess Fees Refundable		-	
43,792		to Student		4,43,525	
3,95,336		Sundry Creditors		66,750	
150		Verification of Marks		-	
99,500		VESP Alumni Association		-	
		Workshop Dev. Of Lab Manual 5th		-	
11,038	32,10,544	Sem 'I' Scheme		6,000	42,93,884
	6,17,000	<u>Students Deposits</u>			6,19,000
		<u>Duties & Taxes</u>	8		
340		TDS Liability		1,293	
1,874		GST (Output CGST & Output SGST)		-	
3,21,935		Income Tax - T.D.S.		3,39,205	
19,175		Profession Tax		18,800	
1,66,780	5,10,104	Provident Fund		1,65,131	5,24,429
		<u>Provisions</u>	9		
8,58,979		Prov. For Salary (TS/NT Staff)		-	
98,485		Prov. For Electricity Charges		44,120	
-		Prov. For Board Exam Fees (Exp.)		7,74,000	
2,463		Prov. For Telephone Charges		2,593	
4,980		Prov. For Newspaper & Periodicals		-	
37,774		Prov. For Water Charges		7,916	
40,174	10,42,855	Prov. For Security Charges		-	8,28,629
	2,07,76,498	Total			3,18,15,460

ABJ




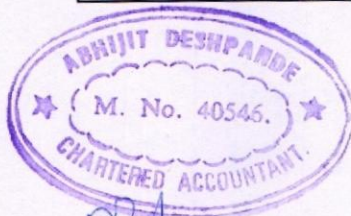
**VIVEKANAND EDUCATION SOCIETY'S
POLYTECHNIC**
Sindhi Society, Chembur, Mumbai-400071.
INCOME (REVENUE) AS ON 31ST MARCH 2021

Amount (Rs.) (2019-20)		Particulars	SCH.	Amount (Rs.) (2020-21)	
	6,25,43,535	Fees			7,42,62,582
		Other Fees			
50,400		Adm. Form Fees (Income)	10	83,800	
1,87,500		Amartya Student Accident Policy (Income)		1,89,326	
11,58,000		Board Exam Fees (Income)		15,54,000	
-		Eligibility Fees (COB) (Income)		16,200	
96,810		Enrolment & Photo Processing Fees (Income)		95,760	
24,150		IEDS Sports Association M.S. (Income)		-	
39,800	15,56,660	Project Fees (Income)		91,000	20,30,086
		Misc Receipt from Students			
14,000		Admn. Cancellation Charges	11	17,000	
1,500		Educational Verification Fees		900	
32,379		Fine		14,764	
8,250		I-Card/Library-Card Fees (Duplicate)		1,000	
8,326		Library (Lost of Books)		-	
275	64,730	Printing & Stationery (Receipt)		41	33,705
		Bank Interest			
2,74,675		Bank Interest		2,39,440	
1,13,882	3,88,557	Bank Interest on Fixed Deposit		82,345	3,21,785
		Other Receipts			
31,762		Facility Utilization recd. from Maharashtra State Board of Technical Education/DTE	12	16,344	
-		Notice Pay Recovery		74,132	
1,252		Sanitary Napkin (Income)		-	
48,747		Misc. Income		3,446	
13,110		Annual Day (Income)		-	
48,784		Sale of Raddi		37,005	
47,883		Sale of Old Discarded Items		-	
-		Sale of Scrap		7,783	
-	1,91,538	Surplus on Workshop		18,079	1,56,789
	6,47,45,020	Total			7,68,04,947



**VIVEKANAND EDUCATION SOCIETY'S
POLYTECHNIC**
Sindhi Society, Chembur, Mumbai - 400 071.
EXPENDITURE AS ON 31ST MARCH 2021

Amount (Rs.) (2019-20)		Particulars	SCH.	Amount (Rs.) (2020-21)	
5,27,34,662		Salaries for TS/NTS/CLASS IV STAFF	13	5,42,23,831	
38,200		Salaries for TS/NTS/CLASS IV		-	
21,820		Ex-Gratia		-	
80,110		Notice Pay (Exp)		84,125	
18,47,310		P.F. (Administration Charges)		19,61,405	
77,080		P.F. (Institute Contribution)		81,766	
29,01,186		PF. (Insurance Link Deposits)		23,22,657	
4,81,419	5,81,81,787	Gratuity Fund Contribution		4,78,397	5,91,52,181
		Security Charges			
		Administrative Expenses	14		
83,897		Advertisement Expenses		87,621	
-		Admission Expenses		39,881	
2,16,657		Accreditation Expenses		-	
21,800		Audit Fees		21,800	
5,356		Bank Charges		1,618	
37,834		Conveyance Expenses		24,452	
14,91,955		Electricity Charges & Expenses		5,39,855	
6,921		Fire Extinguisher (Refilling Charges)		-	
30,177		Fire Insurance		36,012	
19,093		First Aid		10,858	
9,200		Honorarium		2,000	
2,37,512		Internet Expenses		3,42,104	
2,912		Legal Expenses		3,850	
27,813		Photography Expenses		1,770	
4,268		Postage, Courier & Revenue Stamps		2,074	
2,44,886		Printing & Stationery & Xerox Exp.		1,74,763	
-		Professional Charges		6,000	
-		Profession tax Assessment Appeal Charges		5,100	
9,516		Project Exhibition Expenses		-	
18,400		Registration Fees (Confederation Indian Industry)		17,700	
97,612		Refreshment		14,807	
14,773		Staff Group Personal Accident Policy		14,991	
41,139		Telephone Charges		17,391	
-		Vigilance & Academic Monitoring (Exp)		7,027	
1,13,344	27,35,065	Water Charges		88,475	14,60,149
	15,250	Expert Lecture (Dept.)			7,250
	20,600	Student Development (Dept.)			-
	17,150	Staff Development (Dept.)			2,000
	4,200	Staff Development			-
	6,09,74,052				6,06,21,580
		Sub Total - c/f			



**VIVEKANAND EDUCATION SOCIETY'S
POLYTECHNIC
EXPENDITURE AS ON 31ST MARCH 2021**

Amount (Rs.) (2019-20)		Particulars	SCH.	Amount (Rs.) (2020-21)	
	6,09,74,052	Sub Total - b/f			6,06,21,580
		Lab & Workshop Expenditure	15		
9,316		Chemistry Lab Exp. (S&H/06)		-	
9,122		Civil Engineering Exp. (CE/06)		73,517	
-		Computer Centre Expenditure		62,600	
36,443		Computer Engg Lab Exp (CO/06)		23,779	
26,323		Electrical Engineering Exp. (EE/06)		17,920	
23,323		Elec & Telecomm. Lab Expenditure (EJ/06)		32,462	
9,314		Instrumentation Lab Expenditure (IS/06)		17,361	
48,139		Mechanical Engineering Exp. (ME/06)		7,725	
32,684		Science & Humanities Lab Expenditure		3,363	
1,09,523	3,04,187	Workshop Expenditure		-	2,38,727
		Computer Software Expenses	16		
14,697	64,118	Software		72,132	72,132
	1,000	Research & Development (Dept.)			2,000
		Affiliation & Other Charges	17		
90,000		Affiliation Charges		90,000	
75,000		AICTE Portal Charges		40,000	
2,36,000		Accreditation Charges		-	
-		Inspection Charges for New Vocational Course		5,000	
75,000	4,76,000	Processing Fees for Change Name Course		-	1,35,000
		MSBTE Exam/Insurance/Sports Fees (Exp.)	18		
11,58,600		Board Exam Fees (Exp)		15,60,600	
-		Eligibility Fees (COB) Expenses		16,200	
96,810		Enrolment & Photo Processing Fees (Exp)		95,970	
1,87,500		Amartya Student Accident Policy (Exp)		1,89,326	
24,150		IEDS Sports Association M.S. (Exp)		-	
24,834	14,91,894	National Service Scheme		-	18,62,096
		Miscellaneous Expenses	19		
21,662	48,931	Miscellaneous Expenses (Dept.)		5,242	
27,269				380	5,622
	6,33,60,182	Sub Total - c/f			6,29,37,157



**VIVEKANAND EDUCATION SOCIETY'S
POLYTECHNIC
EXPENDITURE AS ON 31ST MARCH 2021**

Amount (Rs.) (2019-20)		Particulars	SCH.	Amount (Rs.) (2020-21)	
	6,33,60,182	Sub Total - b/f			6,29,37,157
		<u>Bldg. & Other Repairs & Maint.</u>	20		
4,994		A.M.C. for Air Condition		33,984	
1,657		A.M.C. for Bio-Metric System		2,017	
47,721		A.M.C. for CMS Website Development		49,513	
2,500		A.M.C. for Fees Software		2,500	
5,000		A.M.C. for Library E-Granthalaya		5,000	
89,745		A.M.C. for Lift		89,745	
-		A.M.C. for Pest Control		39,530	
2,500		A.M.C. for Stores Software		2,500	
9,440		A.M.C. for Telephones		-	
3,540		A.M.C. for Water Purifier		-	
3,245		A.M.C. for Xerox Machine		-	
55,861		Building Repair & Maint.		-	
7,475		Painting & Construction		-	
1,11,559		Plumbing & Sanitary Exp.		85,793	
5,100		Maintenance (Dept.)		22,184	
2,10,586		Repairs & Maint		84,279	
14,514		Repairs & Maint. (Air Condition)		-	
1,56,924		Repairs & Maint. (Electrical)		8,859	
-		Repairs & Maint. (Furniture)		19,700	
802	7,33,163	Repairs & Maint. (Xerox Machine)		-	4,45,604
		<u>Library Expenditure</u>	21		
47,010		Library Printing & Stationery		885	
33,229		Library Subscription		30,788	
23,647	1,03,886	News Paper & Periodicals		-	31,673
		<u>Annual Day/Cultural/Sports/Staff & Student Welfare</u>	22		
1,14,871		Annual Day		-	
10,815		Cultural Activities Expenses		1,821	
60,000		Institute Student Development		60,000	
950		Railway Concession Book		-	
18,778		Sports & Other Activities Expenses		-	
10,000	2,15,414	Staff Welfare		-	61,821
		<u>Establishment Charges</u>			
5,92,147		Common Amenities & Utility Charges		6,37,052	
1,91,500		Establishment Charges for Playground		-	
44,10,000	51,93,647	Establishment Charges for Building		44,10,000	50,47,052
		<u>Depreciation</u>			31,11,780
	7,27,94,621	Grand Total			7,16,35,087



AM

