



Prospectus 2026 -27

**SINDHI LINGUISTIC
MINORITY COLLEGE**



VIVEKANAND EDUCATION SOCIETY'S

Swami Vivekanand Junior College (MCVC)

*(Affiliated to the Maharashtra State Board of
Secondary & Higher Secondary Education)*

Division Board - Mumbai

**VES TULSI TECHNICAL BUILDING, PLOT NO. 78,
SINDHI SOCIETY, CHEMBUR, MUMBAI - 400 071.**

Tel. : 25294107/8591983687

Email: vestti@ves.ac.in

MANAGING COMMITTEE

2026-27

Shri Suresh Malkani **President**

Shri. Rajesh Gehani **Secretary**

Dr. Shri. Prakash Lulla **Treasurer**

Shri. B.L. Boolani **Member**

Shri. Bansi Wadhwa **Member**

Shri. Vishu Lala **Member**

Shri. Ladharam Nagwani **Member**

Shri. Vijay Talreja **Member**

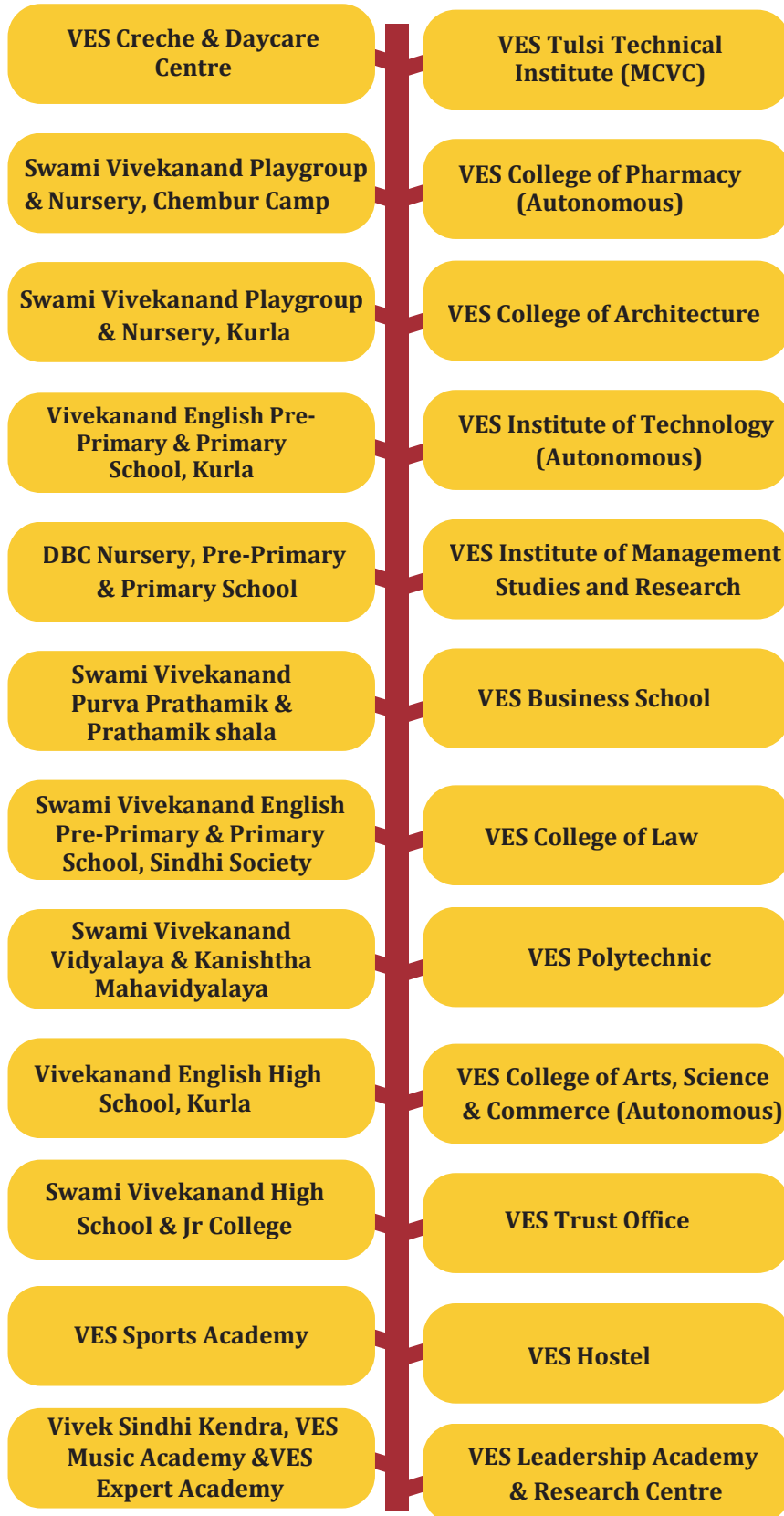
Ms. Sangeeta Shahani **Member**

Shri. Papan Saheja **Member**

Ms. Chanda Jagasia **Member**

THE VES FAMILY

64 years of Excellence in Education
An Education Society of over 26000 Students



About Vivekanand Education Society and the College

Vivekanand Education Society (VES) runs 26 institutions in the vicinity of Chembur. The Society's aim is to impart quality education to all including the economically backward classes thereby playing an important role in the progress of our country, vision of Shri Hashu Advaniji, a great social worker.

All institutions are located in Kurla and Chembur, a lush green suburb convenient to travel from any part of Mumbai. Today, VES has a vibrant community of Native students, faculty, staff, and alumni.

Over 26,000 students enroll for pre-primary, primary, secondary, higher secondary schools, graduate and post-graduate colleges, higher educational institutions like engineering, management, pharmacy, law, polytechnic.

VES believes in the overall development of its students and hence has a dedicated leadership academy, sports academy, catering & craft center, and vocational guidance institutes. VES provides, for its out-station students, separate hostel facilities for girls and boys.

We believe in developing the complete personality of the students. In addition to academic achievements, we lay stress on various extra curricular activities strict discipline and moral values are inculcated among the students to make them good human beings.

SWAMI VIVEKANAND JUNIOR COLLEGE (MCVC)

VES Tulsi Technical Building, Plot No. 78, Sindhi Society,
Chembur, Mumbai 71 . Telephone:022 25294107/ 8591983687

HSC VOCATIONAL JUNIOR COLLEGE

COURSES OFFERED

Sr. No.	Name of the Course	No. of Seats
1.	Construction Technology (Aided)	30
2.	Banking, Financial Services & Insurance (Aided)	30
3.	Logistics & Supply Chain Management (Aided)	30
4.	Radiology Technician (Aided)	30
5.	Tourism & Hospitality Management (Aided)	30
6.	Computer Technology (Unaided)	60
7.	Accounting & Office Management (Unaided)	30
8.	Medical Lab Technician (Unaided)	30

ADMISSION

Candidates who are offered admission must complete their admission formalities as per the schedule issued by the Education Department failing which their claims for admission will stand cancelled.

**SINDHI LINGUISTIC MINORITY COLLEGE
50% seats reserved for Sindhi Students**

CANCELLATION OF ADMISSION

Students who desire to cancel their admission after paying the fees will have to apply for refund of fees and original documents. The original documents will be issued a day after the date of the receipt of application for cancellation of admission.

NOTE :

- The Admission processing fees of Rs. 250/- will be deducted from the total fees on cancellation of Admission provided they apply before the commencement of classes. In other case, **only tuition fees for unexpired period will be refunded.**
- **Cancellation of Admission is to be recorded in our office and fees will be refunded after 15 days**

ADMISSION PROCEDURE

- ❑ A Student is eligible for admission to the First Year of Junior College (XI) in Commerce, Arts and Science if, she / he has passed S.S.C. / I.C.S.E. / C.B.S.E. or any other equivalent examination from a recognized board / authority which is considered eligible by the Maharashtra State Board of Higher Secondary Education.
- ❑ Admission to all the HSC vocational Junior colleges in Maharashtra is done through an offline Admission Process. In order to obtain admission to the junior colleges of the state, it is mandatory for all candidates to apply through the **offline admission procedure** at the respective junior college as per the schedule displayed on the notice board.
 - Candidates must read all the admission-related instructions carefully before filling the admission form.
 - They must be prepared with the essential documents and information that is required to be filled in the application form.
 - Applicants must fill the application form before the due date. They must try to fill out the application form on time and should not wait until the last date as they may face various technical and other issues at the last time.
 - They must ensure that they fill all the details carefully without making any mistakes in the online application form.

However, following admissions shall be done by the Junior College after filling the admission forms

Admission to Minority quota.

Admission to Management quota.

Admission to In-house quota.

- ❑ Seats in junior colleges are allocated as per the merit and order of preferences of the applicants; however, choice of optional subject/optional languages / bifocal subjects in junior college is subject to availability of seats for that optional subject/ optional language / bifocal subjects in that junior college.
- ❑ Students passing Std. X examination of Maharashtra State SSC Board or an equivalent with English as one of the subjects are eligible for admission to FYJC Classes. Marks scored at this examination shall be the sole basis for admission to FYJC classes.

Following documents are required to be submitted at the time of admission.

- SSC or equivalent examination Mark List - Photocopy
- Original School Leaving Certificate / Transfer Certificate
- Aadhar Card - Photocopy
- PEN Number & Apaar ID

For Linguistic Minority Category :

Any Documentary proof or original affidavit on Rs. 100/- Stamp paper stating that they belong to Sindhi Community.

Sports and Culture Category:

Winner / Participant at International level / Medal Winner at National level Such certificate have to be authenticated by competent authority in the prescribed form given in the online admission booklet.

Transfer Category :

Transfer order, proof of service from competent authority (discharge certificate, identity Card etc.)

Physically Handicapped:

Certificate from Director All India Institute of Physically handicapped or Dean/Civil Surgeon regarding his or her physical disability or from any Municipal Hospital proving learning disability

The candidate who are offered admission in any of the above category must submit the certificates in photocopy at the time of admission otherwise admission will be treated as cancelled.

Students should read the instructions regarding the list of documents to be submitted as given in the online admission booklet.

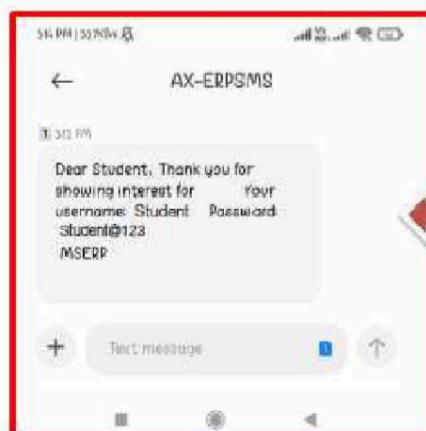
Hello everyone,
Welcome to **MasterSoft** student **Login**.



Let's understand how you can **Successfully Complete Online Registration Process**.

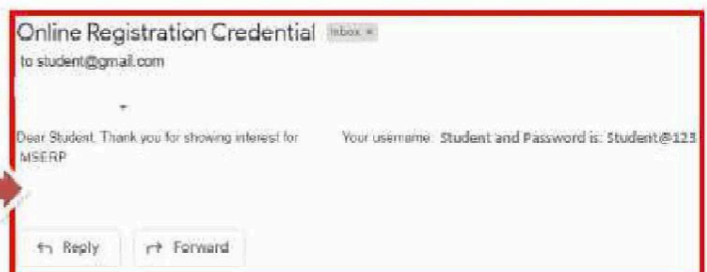
TEXT MESSAGE CONFIRMATION

Step1: On entering the mobile number, username and password will be generated and send on your registered **Mobile Number** or **Email-id** Respectively.



← **MOBILE NUMBER**

EMAIL ID →



STUDENT LOGIN

Step2: Enter the credentials which you have received on your **Mobile Number/Email ID** respectively and click on the login option to **Successfully Login To The System.**



Student Institution

AARYATEST

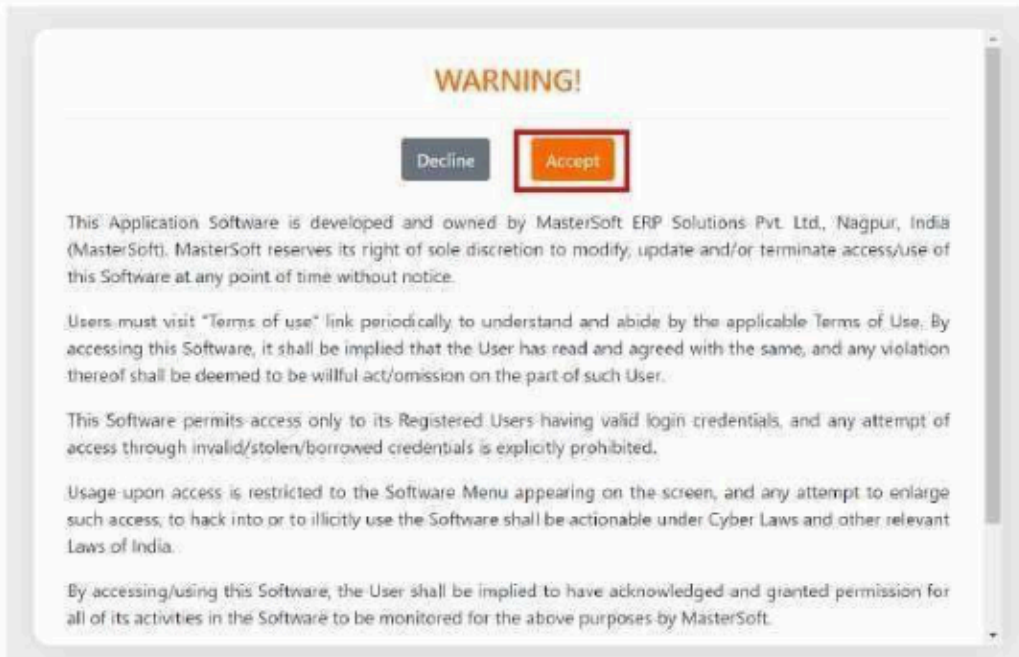
Student 

[Forgot password?](#)

LOGIN **GO TO SIGN UP**

TERMS AND CONDITION PAGE

Step3: This is **Terms and Condition Page**. Here student have to simply click on **"Accept"** button to proceed further.



WARNING!

Decline **Accept**

This Application Software is developed and owned by MasterSoft ERP Solutions Pvt. Ltd, Nagpur, India (MasterSoft). MasterSoft reserves its right of sole discretion to modify, update and/or terminate access/use of this Software at any point of time without notice.

Users must visit "Terms of use" link periodically to understand and abide by the applicable Terms of Use. By accessing this Software, it shall be implied that the User has read and agreed with the same, and any violation thereof shall be deemed to be willful act/omission on the part of such User.

This Software permits access only to its Registered Users having valid login credentials, and any attempt of access through invalid/stolen/borrowed credentials is explicitly prohibited.

Usage upon access is restricted to the Software Menu appearing on the screen, and any attempt to enlarge such access, to hack into or to illicitly use the Software shall be actionable under Cyber Laws and other relevant Laws of India.

By accessing/using this Software, the User shall be implied to have acknowledged and granted permission for all of its activities in the Software to be monitored for the above purposes by MasterSoft.

COURSE LEVEL SELECTION

Step4: Course Level Selection page will allow the Students to Select the Course Level in which their Course Belong to. (Select the Course Level from the Dropdown available at the centre of the screen named as Apply For). After selecting Course Level, click on "Continue" button to proceed further.

Instructions

Logout

Apply For*

UNDERGRADUATE
Post Graduate
UNDERGRADUATE
POST GRADUATE

Continue

College Instructions.pdf

Admissions are open to all the eligible student for the Post graduate courses mentioned above.

A. DOCUMENTS REQUIRED

The following documents need to be scanned and soft copies kept ready for the online registration process.

1. Recent (not more than six months old) passport size photograph of the candidate, against a white background; Maximum file size of the photo: 40 KB; file format: JPG only (no other variation will be accepted)
2. Undergraduate degree Marksheet (Sem I to Sem VI or Sem V whichever is latest)
3. Scanned copy of student applicant's signature, maximum file size: 20 KB
4. Scanned copy of any official document as proof of religion for Christian Minority students.
5. Additional Documents will be needed by students from other Universities. E.g., Minorities Certificate required for admission after fee payment if you belong to

PERSONAL DETAILS

Step5: This is **Personal Details Page**, here student need to enter their Personal Details Such as first name, middle name, last name, email, gender etc. Once the student complete filling the personal details then they need to click on "Save and Next Button". (Please note that all the red mark fields are mandatory).

Personal

Address

Marital

Postgraduate

Course Selection

Personal Details

Student Personal Section

Title*

First Name/Surname*

Middle Name*

Last Name*

Mobile No.*

Phone/Alternate No./Other Reg. No.*

Marital Status*

Religion*

Admission Category Type/Category/Minority

Date of Birth*

Gender*

Occupation

Marital Status*

Religion*

Admission Category*

Parent Information

Parent's Name*

Guardian/Parent's Contact No.

Family Address/College

Other Information

Address No.*

Save & Next

ADDRESS DETAILS

Step6: Next page is **Address Details Page**, here student need to fill their **Personal or Local address**. Once the student complete filling the personal details then they need to click on **"Save and Next Button"**. If both **Address** are **Same** then click on **"Same as Permanent Address"** option present on screen. Once student complete filling the address details form then click on **"Save and Next Button"**.

1 Personal 2 **Address** 3 Education 4 Photo Signature 5 Course Selection

Address Details

Residence / Permanent Address

Country * India State * Maharashtra District * ANDHER EAST City/Village * ANDHER EAST

Correspondence / Local Address

Same as Permanent Address

Country * India State * Maharashtra District * ANDHER EAST City/Village * ANDHER EAST

Save & Next

EDUCATION DETAILS

Step7: Next page is **Education Details Page**, here student need to fill the **Education Details of the Last School/College attended**. Further click on **"Add"** button to add the **Education Details**. (Note: Student can add multiple Education Details as Per the College Requirement).

1 Personal 2 Address 3 **Education** 4 Photo Signature 5 Course Selection

Education Details

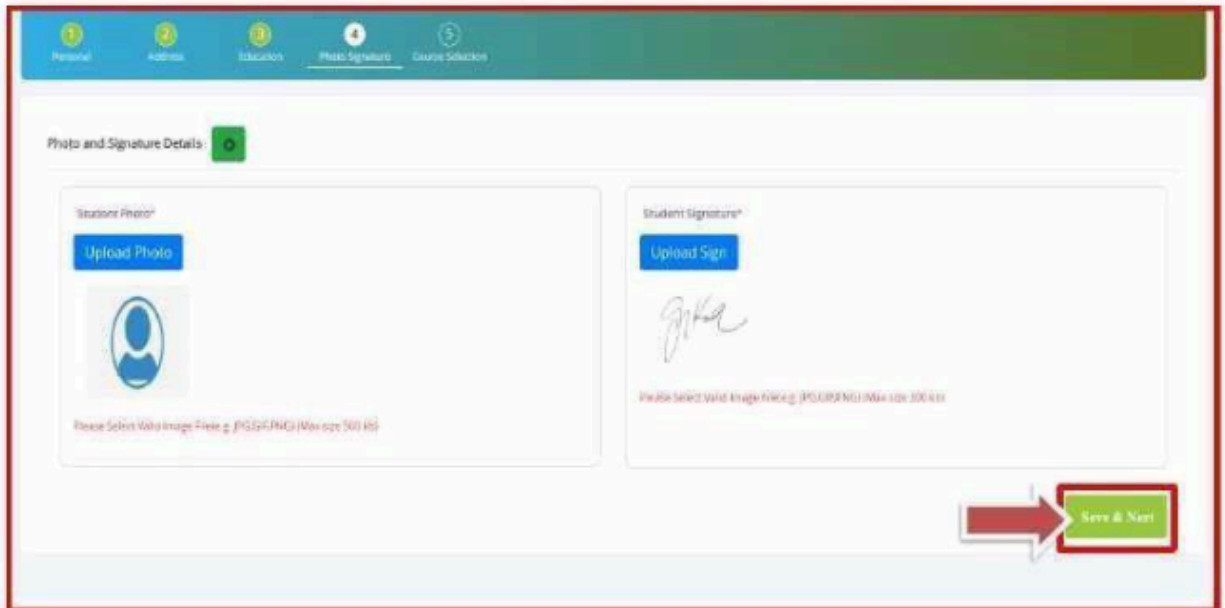
Exam Level *	Exam Name *	Board/University *	Year of Passing *	Obtained Marks *	Total Marks *	Percentage *
HIC *	HIC	Maharashtra State board of secondary and higher	2022	500	900	42.50 %

Add

Save & Next

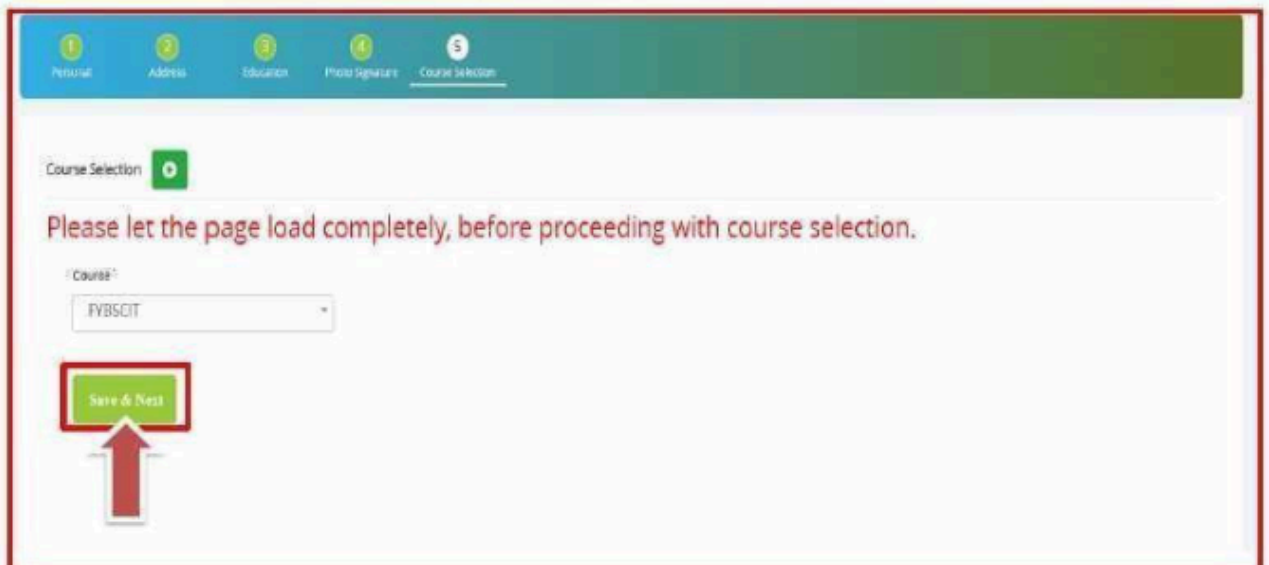
PHOTO & SIGNATURE DETAILS

Step8: Next page is **Photo and Signature Page**, here student need to **Upload Your Photo and Signature**. Click on the **Upload Photo and Upload Signature** button and select the valid file. Once you complete uploading photo and signature then click on **"Save and Next Button"**. (Note: photo size should be max 500kb and Signature size should be max 300kb).



COURSE SELECTION

Step9: Next page is **Course Selection Page**, here the student need to select the **Desired Course** from the list of **Course available** in the dropdown list.



LAST QUALIFYING DETAILS

Step10: Next page is Last Qualifying Page, here student need to fill the Education Details of the Last School/College attended such as Last Exam Name , School/Degree College Name , Obtained Marks , Total Marks and Percentage will be Automatically Calculated. Once student complete filling the details then they need to click on "Save and Next Button".

1 Personal 2 Address 3 Education 4 Photo Signature 5 Course Selection 6 **Last Qualifying** 7 Documents 8 Subject 9 Payment 10 Confirm Registration

Last Qualifying Exam Details → Application No: FYBSCIT/2022/23/1

Last Exam Name* HSC Obtained Marks* 500

School/College* DEMO COLLEGE OF COMMERCE Total Marks* 800

Percentage 62.5 %

Last Qualifying Subject Details

Note: Do not enter marks for not applicable subject.

Subject	Obt. Marks	Total Marks
---------	------------	-------------

Save & Next

DOCUMENT DETAILS

Step11: Next page is Document Details Page, here student need to submit all the Required Documents which are Mandatory. Click on the Upload Documents button and select the Desired Document which students want to upload. Once students complete submitting all the documents then they need to click on "Submit Button". (Note: Document max size should 200kb)

1 Personal 2 Address 3 Education 4 Photo Signature 5 Course Selection 6 Last Qualifying 7 **Documents** 8 Submit 9 Payment 10 Confirm Registration

Upload Document → Application No: FYBSCIT/2022/23/1

Name of Document: Please select Upload Document: To Browse

* Please select valid image file (e.g. JPG, JPEG, GIF, PNG, PDF)
* Maximum size 200 kb

+ Add

Name of Document	Selected Document	Delete
AADHBCARD	form.pdf	
30MAY2022	Feb_Recdopt.pdf	

Document List

Document Name	Download	Delete
---------------	----------	--------

Save & Next

SUBJECT DETAILS

Step12: Next page is **Subject Selection Page**, here the student will be able to Select the **Subject/Subject Group** given in the dropdown menu then click on **"Add"** button to your preference. Once the student click on **"Add"** button selected **Subjects** will be displayed on **Left-Hand Side** of the screen as shown below. (**Note: First select the Medium as English then proceed further by selecting your required subjects**).

Subject Details=> Application No:- PYBCOM/2022/23/1

Medium / Instruction Medium*

ENGLISH

Max. Subject(Including Compulsory and Optional): 7

Max. Group Preference 1

All Subject

None selected

Add

All Selected Subjects

Preference	Subjects
1	ACCOUNTANCY & FINANCIAL MANAGEMENT - (BUSINESS COMMUNICATION - (BUSINESS ECONOMICS - (LCOMMERCE - (ENVIRONMENTAL STUDIES - (FOUNDATION COURSE - (MATHEMATICAL & STATISTICAL TECHNIQUES - (1

Save & Next

APPLICATION PAYMENT

Step13: Next page is **Application Payment Page**, here the student need to **Pay the Application Form Fees** that is given by the college. To Pay the required amount click on **"Pay Now"** button present on the screen.

Please let the page load completely, before proceeding with Payment.

PAYMENT=> Application No:- SYBAMMC/2022/23/1

Registration / Application Amount To Pay

₹ 100,180

Online Offline

PAY NOW

Note: WAIT FOR 24 HOURS IN CASE OF PAYMENT DEDUCTED AND CONFIRMED ON REGISTRATION PORTAL.

APPLICATION CONFIRMATION

Step14: After Successfully filling all the details student need to **"Confirm"** their **Application**, here student need to **Confirm All The Details** that they have filled because further they **won't be able to Update/Edit** the data after Confirmation. (Once the students confirm their application then only the form will be successfully filled).

Application Confirm => Application No: SYBMMMC/2022/23/1

Note:
Please click on Confirm Application button for final registration.
You can not update application once confirmed.
Kindly preview Application before Application Confirm to receive Email for Application Print & Payment Receipt

By clicking Confirm, you agree to the Terms and Conditions set out by this site, including our use of Cookie.

PREVIEW APPLICATION CONFIRM APPLICATION

APPLICATION PREVIEW & CONFIRM

Step15: Students can check the details that they have filled by clicking on **"Preview Application"** button. After Previewing application form, click on **"Back"** button to go back and confirm your form. Once you are sure that the details entered by you are true and correct click **"Confirm"** Button.

COLLEGE LOGO COLLEGE NAME Hello, Student

Are you sure???
You can not update your application once confirmed.

Application Confirm => Application No: SYBMMMC/2022/23/1

Note:
Please click on Confirm Application button for final registration.
You can not update application once confirmed.
Kindly preview Application before Application Confirm to receive Email for Application Print & Payment Receipt

By clicking Confirm, you agree to the Terms and Conditions set out by this site, including our use of Cookie.

PREVIEW APPLICATION CONFIRM APPLICATION

APPLICATION PREVIEW

APPLICATION PRINT

Step16: Once the student **Confirm the Application**, they will be **automatically redirected** to **"Course Selection"** page, here student will be able to print their Full Application by clicking on **"Print Application"** button as shown below.



Course Selection 

Please let the page load completely, before proceeding with course selection.

Course*

Please Select

Save & Next

Course	Application No	Application Status	Paymode	Action	Payment Receipt
SYBAMMC	SYBAMMC/2022/23/1	CONFIRM	Offline	Print Application	

Note:

Candidates who have passed the qualifying exam from Boards other than Maharashtra and outside India must submit the following documents within fifteen days from the date of admission.

1. Prescribed eligibility application form.
2. Attested copy of the mark-list of the qualifying exam (SSC).
3. Attested copy of the school leaving certificate countersigned by the competent authority.
4. Attested copy of the passing certificate or Attested Provisional Passing Certificate.
5. Migration certificate (Original)
6. Attested copy of the school syllabus (only for NRIs)
7. Undertaking in the prescribed format.
8. Prescribed fees as decided by the Board
9. Admissions are provisional until final eligibility certificate is submitted to the college.
10. Rs. 100/- will be charged for verification of mark sheet from students of other Board, except Maharashtra Board.

Incomplete forms will be rejected.

FEES	AIDED		UNAIDED	
	XI	XII	XI	XII
Admission Fees	20.00	-	20.00	-
Tuition Fees	240.00	300.00	9600.00	9600.00
Term Fees	40.00	50.00	40.00	50.00
Lab Fees	80.00	100.00	80.00	100.00
I.D.F	600.00	600.00	-	-
Miscellaneous Fees	1,620.00	2,150.00	7,510.00	7,500.00
TOTAL	2600.00	3,200.00	17,250.00	17,250.00

GENERAL INFORMATION

Examination System

Internal Assessment

- Internal assessments shall apply to each paper that is taught and shall consist of unit test / project / assignment / tutorials as per the HSC Vocational examination scheme.
- Preparation and submission of practical journals for vocational subjects is compulsory.
- No verification of marks of the candidate at the std XI annual examination will be allowed. Attendance in all these examinations is compulsory.

Passing in all these examinations is compulsory in order to qualify for promotion to Std. XII

Medium of Instruction

Our College is an English medium college. Hence the instructions in all the subjects are imparted through English only.

College Timing

The college works in two sessions

Morning Session : 8.00 am to 2.00 pm

Afternoon Session : 12.00 pm to 6.00 pm

Holidays

The College will remain closed on Sundays and all public holidays as declared by the Government of Maharashtra

Government Scholarship and Freeship

For various scholarships/freeships, students are advised to see the circulars put on the notice boards from time to time. Application forms for the above mentioned scholarships/freeships will be available in the college office. Students must submit their forms duly completed on the dates fixed by the office.

Trophies & Prizes

- **Best Students Award** : One best student will be selected on the basis of overall merit from each division of class XII.
- **Students who secure highest marks** in college exams or in the Board exams will be

awarded Academic Proficiency Prize by the college.

- **Students having cent percent attendance** in an academic year will be given a prize, provided they pass the examination at first attempt

Parents / Guardians are requested to check their ward's attendance and their progress from the class teacher on the 4th Saturday of each month between 11.30 am to 12.35 pm (morning session), 4.30 pm to 5.30 pm (afternoon session)

Identity Card

Identity card will be provided to each student of the college. Students shall not be allowed to enter the college premises without showing the valid Identity Card. The loss of identity card will be reported immediately to the Principal / Vice-principal along with an application for issuing duplicate identity card. The students will be charged Rs. 50/- for duplicate identity card. Serious disciplinary action will be taken against students for misusing the identity card.

College Discipline

The institution attaches utmost importance to discipline and character building. Therefore the following rules must be followed by the students.

- Students shall attend all classes, tutorials, practicals and college examinations according to the time table. Students remaining absent shall submit leave note signed by their parents/guardians giving reasons for their absence to regulate their attendance. Disciplinary action will be taken against absentees who fail to submit leave note.
- Students shall be in their classes on time. Late comers may not be allowed to enter the class.
- Students will leave the college premises only when all his/her lectures and practicals are over. Bunking of Classes/Practicals will be dealt with strictly.
- During the free lectures student's shall go either to the college library or to the sports room. Students obstructing the smooth working of college will face disciplinary action.
- Students will not go for job or work or private coaching
- Students should not damage college property. Any damage done to the college property will be compensated by the concerned student. Student should maintain cleanliness in the college premises.
- The student should come in neat clean uniform to the college. **Wearing Jewellery, floaters and sandals is strictly prohibited. Boys should have short hair cut.**
- Any grievance regarding academic matter should be first brought to the notice of the Principal/Vice-Principal.
- Students are not permitted to go out of the college for any reason during working hours.
- **Students will not be permitted to carry mobiles, walkman or a camera within the college premises.** A fine of Rs. 1000/- will be charged if they are found using any one of them.
- Students are liable to be expelled from the college for misconduct or any other serious breach of discipline, including ragging

Library

It is important to carry library card for entry in the Library. Complete silence must be maintained in the library.

College Magazine

The College will publish Annual Magazine. Contributions.

Students are invited to give their

College Sports Room

The college provides the following gymkhana facilities - both indoor and outdoor games (table-tennis, carrom, chess, badminton, athletics, football and cricket). Students can avail of these facilities only on producing the I card. Students are required to read the notices regarding sport activities from time to time.

=====**XXXXXX**=====

SCHOOL & COLLEGE EDUCATION

- V.E.S. Play Group & Nursery
- V.E.S. Pre-Primary & Primary Schools (English, Hindi & Marathi)
- V.E.S. High Schools (Hindi, English & Marathi)
- V.E.S. Junior College (Hindi & English) (Science/Arts/Commerce/M.C.V.C.)
- V.E.S. College of Arts, Science & Commerce

V.E.S. TULSI TECHNICAL INSTITUTE

V.E.S. POLYTECHNIC

V.E.S. INST. OF MANAGEMENT & RESEARCH

V.E.S. COLLEGE OF PHARMACY

V.E.S. COLLEGE OF LAW

V.E.S. COLLEGE OF ARCHITECTURE

We pledge ourselves to provide quality education and to make children highly confident, self reliant and truly global citizens.



MESSAGE

Great work requires great and persistent effort for a long time. Neither need we trouble ourselves if a few fail. It is in the nature of things that many should fail, that troubles should come, that tremendous difficulties should arise, that selfishness and all the other devils in the human heart should struggle hard when they are about to be driven out by the fire of spirituality. The road to the good is the roughest and steepest in the universe. It is a wonder that so many succeed, no wonder that so many fail. Character has to be established through a thousand stumbles.

- Swami Vivekanada

The Society pledges with renewed vigour to continue its pursuit towards Excellence in education. In the years to come...