

## Report on Student Satisfaction Survey 2024-25

### 1. Introduction

The Indian higher education sector has witnessed rapid expansion, resulting in competitive academic environments. In this context, systematic student feedback is pivotal to evaluate institutional effectiveness and enhancing academic quality. This report presents the findings from the **Student Satisfaction Survey (SSS) 2024-25**, conducted at **Vivekanand Education Society's College of Arts, Science and Commerce (VESASC)** to assess undergraduate and postgraduate students' satisfaction levels and identify actionable areas for continuous improvement.

### 2. Objectives

The primary objectives of the survey were

- To assess students' satisfaction with academic and support services
- To identify strengths and areas requiring quality enhancement
- To provide data-driven recommendations for strategic planning

### 3. Methodology

A structured **Google Forms-based questionnaire** was circulated to graduating, undergraduate and postgraduate students across all departments. The survey utilized a **Likert scale analysis** with both quantitative and qualitative parameters.

- **Respondents:** 748 students (89.30% UG +9.49% PG )
- **Stream-wise distribution:** Commerce (55.1%), Science (28.9%), Arts (12.9%)
- **Survey Period:** Academic Year 2024-25

## 4. Results and Analysis

Drawing from internal survey data, this report highlights key strengths and areas for improvement, emphasizing the importance of continuous enhancement based on student feedback and best practices. The overall student satisfaction at VESASC remains above average, with high commendations for mentoring, syllabus coverage, and innovative teaching methods.

The survey data indicates

### 1. Overall Teaching–Learning Quality

85% of students reported timely and comprehensive syllabus coverage, indicating effective academic planning

### 2. Key Academic Indicators

The survey highlights consistently strong performance across core academic parameters

- 97% of students acknowledged that teachers are thoroughly or satisfactorily prepared
- Teaching illustration via examples and applications was rated as always (62%)
- Teacher communication was rated **effective (90%)**, with the remainder indicating it as satisfactory
- Students appreciated the effective classroom communication (92.4%) and the use of ICT tools (92%) in teaching.
- 85% of students rated the teacher's approach to teaching as excellent or good.
- 87.5% reported regular discussion of assignment performance.
- 91.18% of students perceived internal assessments as fair and transparent
- 89% of students received regular internship opportunities.
- 85% of students indicated teachers helped identify strengths, and 79% noted assistance in overcoming weaknesses.
- 85.96% of students confirmed the use of participative, experiential, and student-centric teaching approaches,
- 79.94% of students reported that more than 70% of teachers use ICT tools, reflecting a progressive shift toward technology-enabled learning.
- 87% felt that the college facilitated soft skills, life skills, and employability development.
- 84% were encouraged to participate in extracurricular activities.
- 81% of students feel they are provided with ample opportunities for growth, corroborating the institution's focus on holistic development.

## 5. Discussion

The findings demonstrate that VESASC maintains a **high standard of academic delivery and student support**, reflected in positive ratings across syllabus coverage, teacher preparedness, and mentorship initiatives. However, there is scope for strengthening experiential learning and expanding internship avenues to align academic learning with industry needs.

## 6. Key Areas for Improvement (As per any other remarks of the students)

- **Practical & Industry Exposure**  
Need for more internships, industrial visits, and real-world application-based learning.
- **Technology Integration**  
Increased use of ICT tools, videos, and smart teaching methods is recommended.
- **Infrastructure**  
Issues related to projectors, audio systems, classrooms, and basic facilities were noted.
- **Student Support**  
Need for continuous mentoring, fair evaluation, and inclusive support for all learners.

## 7. Executive Summary:

This comprehensive report synthesizes the findings from the Student Satisfaction Survey conducted during 2024-25 at Vivekanand Education Society's College of Arts, Science, and Commerce (VESASC). The survey gathered feedback from 748 students, representing a diverse range of academic programs and demographics. Key findings indicate that overall student satisfaction stands above average, with significant strengths noted in the areas of mentoring, counselling by teachers, syllabus coverage (imparted knowledge), internal assessment methods, and multi-dimensional growth aspects applied to students. The students expressed their appreciation for the teachers by giving high satisfaction ratings in response to the questions asked.

## 8. Conclusion:

The **Student Satisfaction Survey 2024-25** provided valuable insights into student experiences at VESASC. While the overall satisfaction levels are commendable, adopting the recommended improvements will further elevate the institution's quality benchmarks, fulfilling its commitment to holistic student development and academic excellence. Continuous feedback-based evaluation remains integral for achieving this goal.

# VESASC(Autonomous) College \_Student Satisfaction Survey \_ 2024-25 ! To be filled by TY or PG-Part II students...

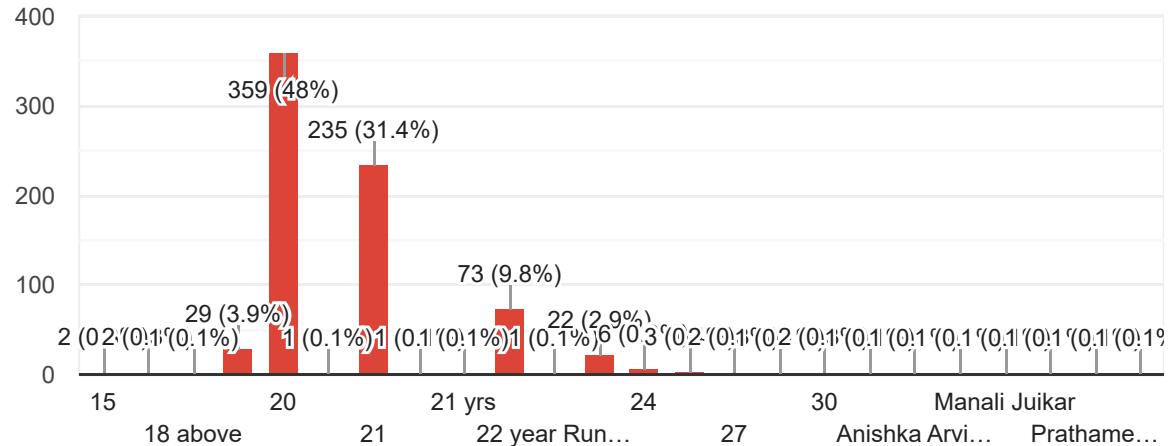
748 responses

[Publish analytics](#)

## Age

 Copy

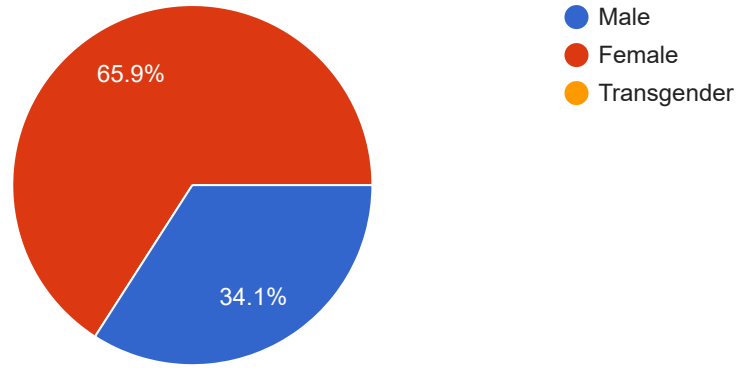
748 responses



### Gender -

 Copy

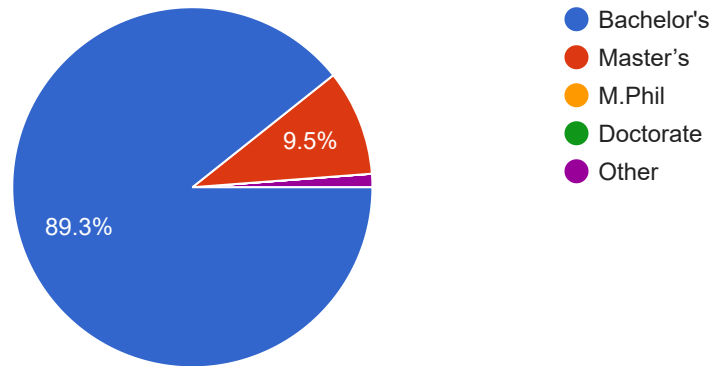
748 responses



### What degree program are you pursuing now?

 Copy

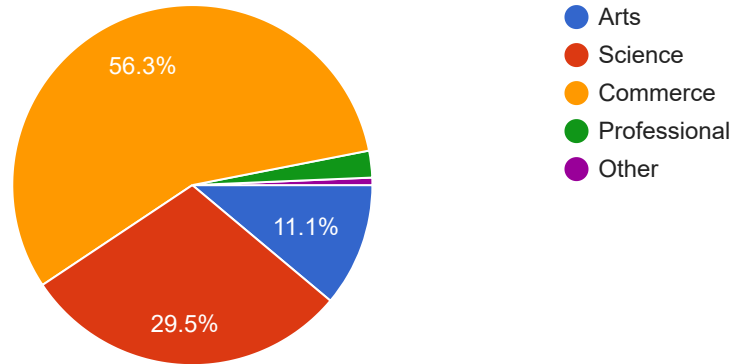
748 responses



### What subject area are you currently pursuing?

 Copy

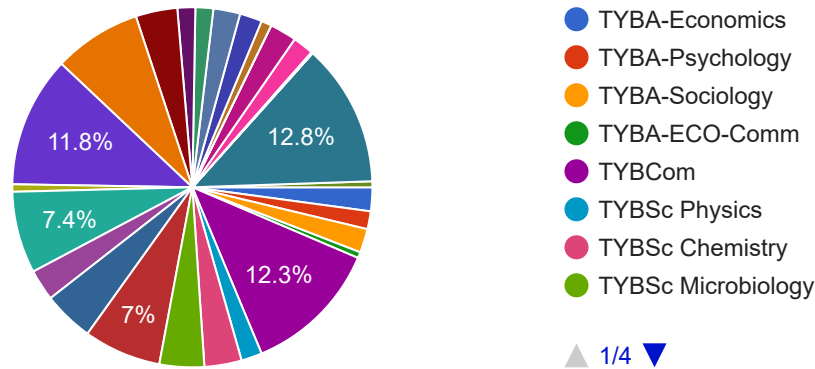
748 responses



### Name of major course (for example BSc Physics OR MSc Chemistry OR B.Com )

 Copy

748 responses



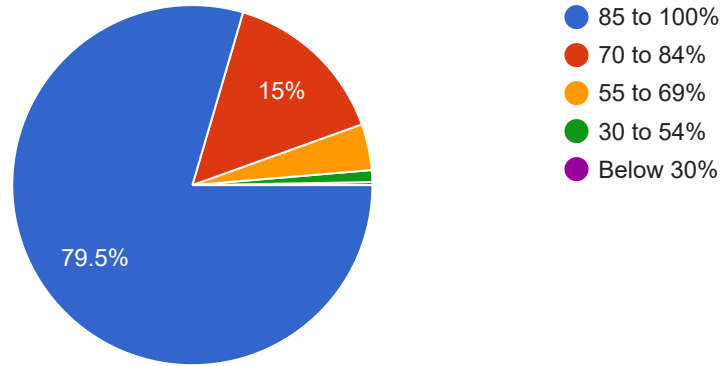
Instructions to fill the questionnaire. • All questions should be compulsorily attempted. • Each question has five responses, choose the most appropriate one. • The response to the last qualitative question is student’s opportunity to give suggestions or improvements;





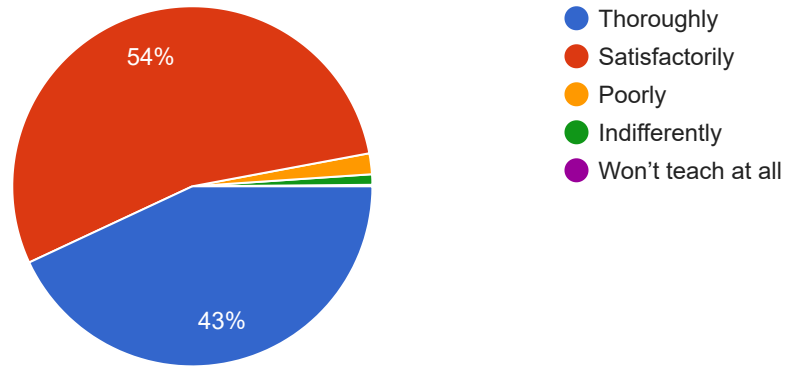
### How much of the syllabus was covered in the class?

748 responses



### How well did the teachers prepare for the classes?

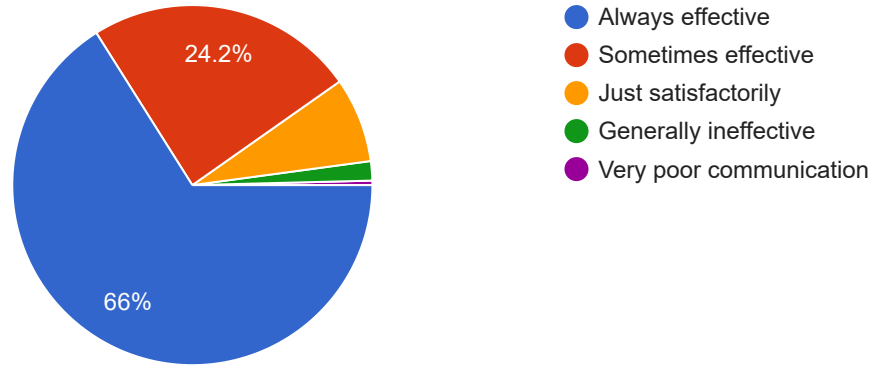
748 responses



### How well were the teachers able to communicate?

 Copy

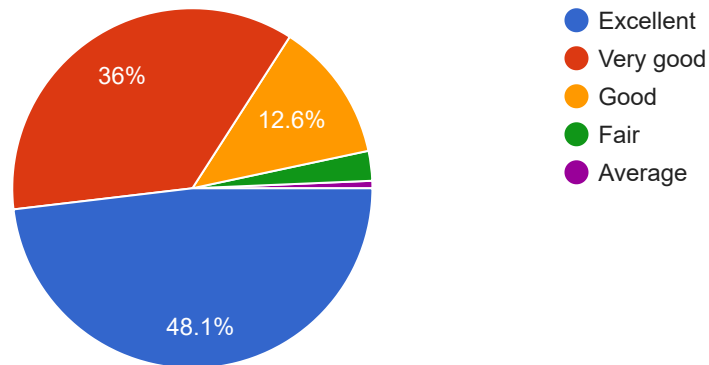
748 responses



### The teacher's approach to teaching can be described as

 Copy

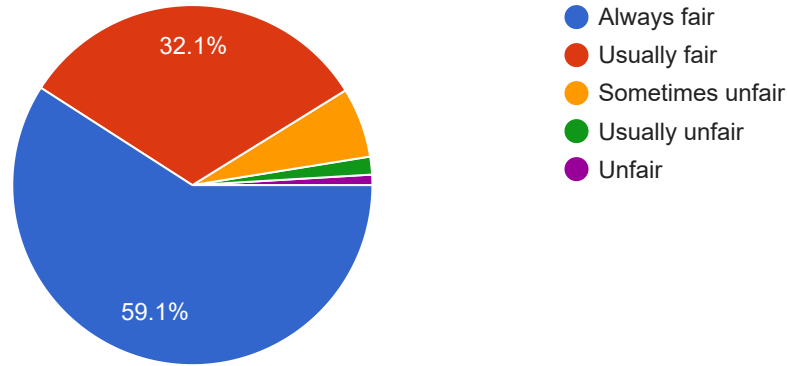
748 responses



### Fairness of the internal evaluation process by the teachers

 Copy

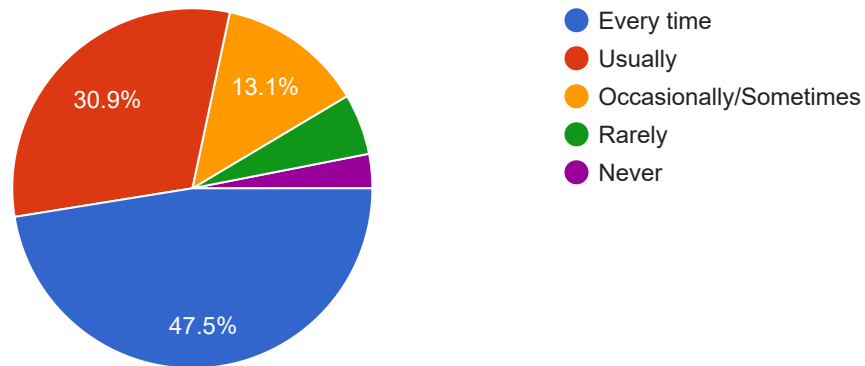
748 responses



### Was your performance in assignments discussed with you?

 Copy

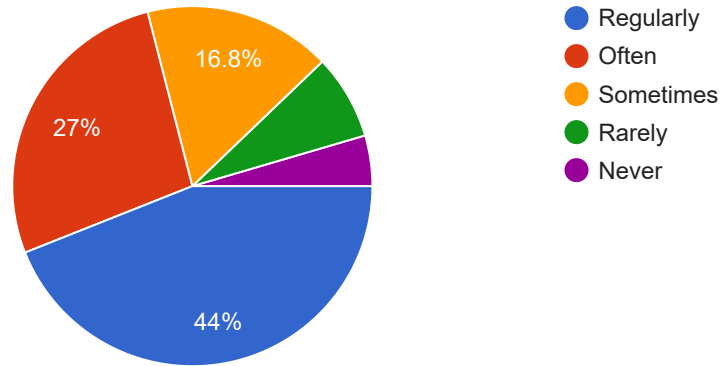
748 responses





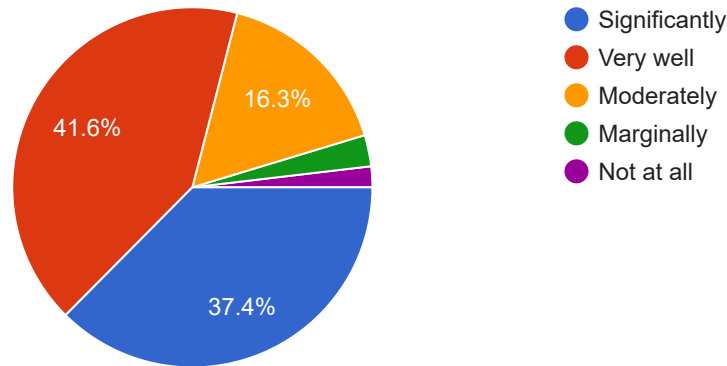
The institute takes an active interest in promoting internship, field visit opportunities for students.

748 responses



The teaching and mentoring process in your institution facilitates you in cognitive, social and emotional growth.

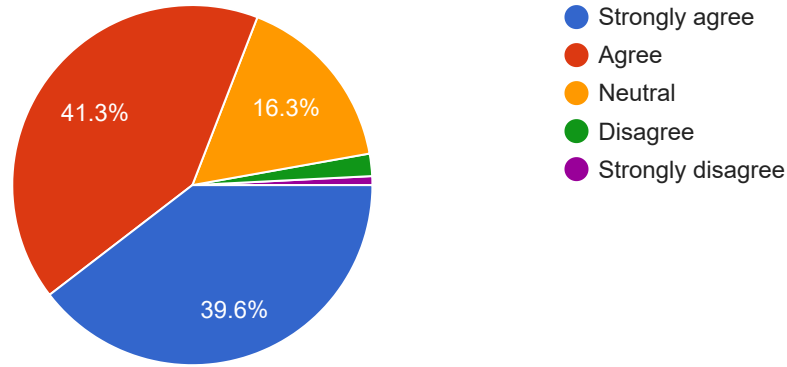
748 responses



The institution provides multiple opportunities to learn and grow.



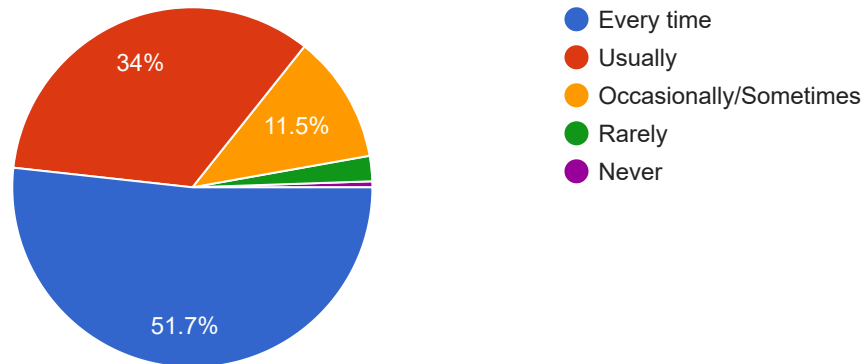
748 responses



Teachers inform you about your expected competencies, course outcomes and programme outcomes.



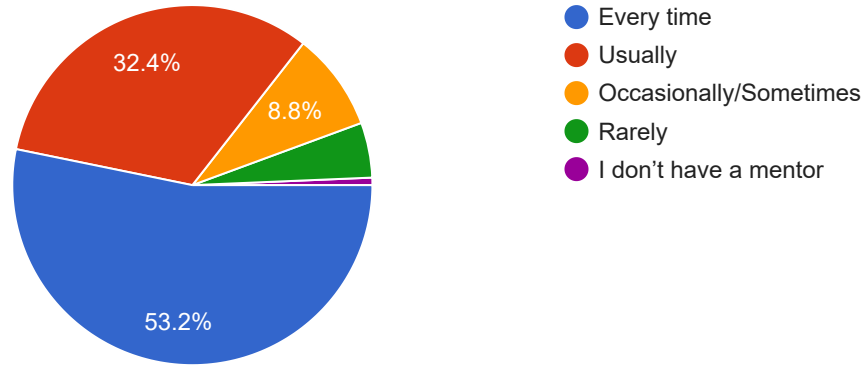
748 responses



Your mentor does a necessary follow-up with an assigned task to you.



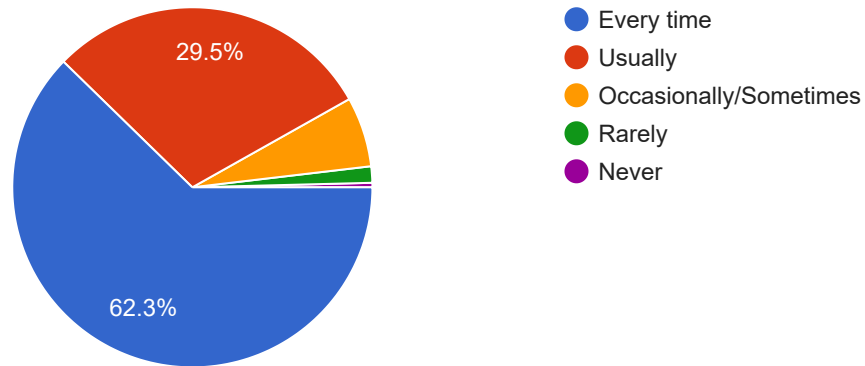
748 responses



The teachers illustrate the concepts through examples and applications.



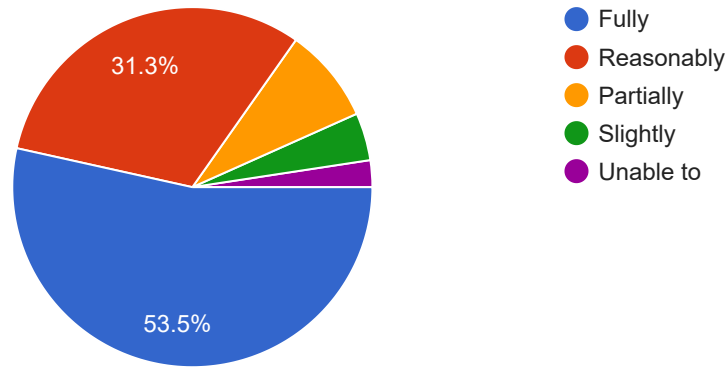
748 responses





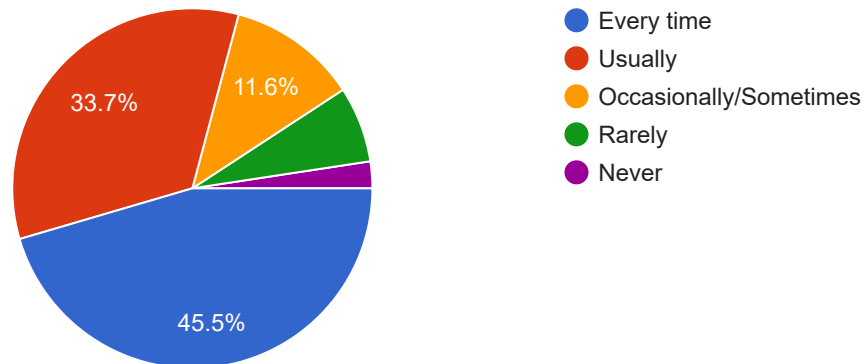
The teachers identify your strengths and encourage you with providing right level of challenges.

748 responses



Teachers are able to identify your weaknesses and help you to overcome them.

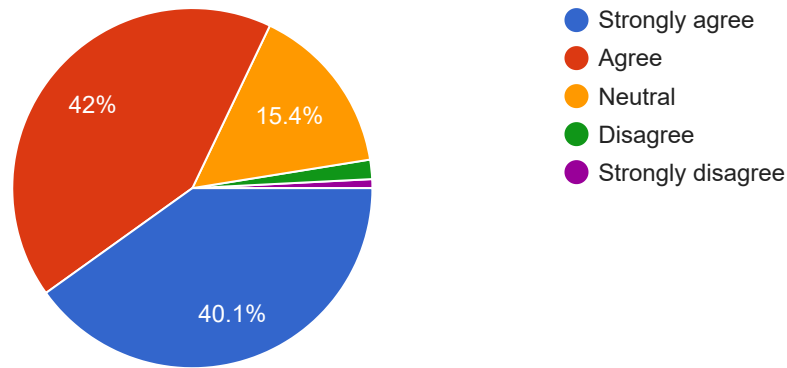
748 responses





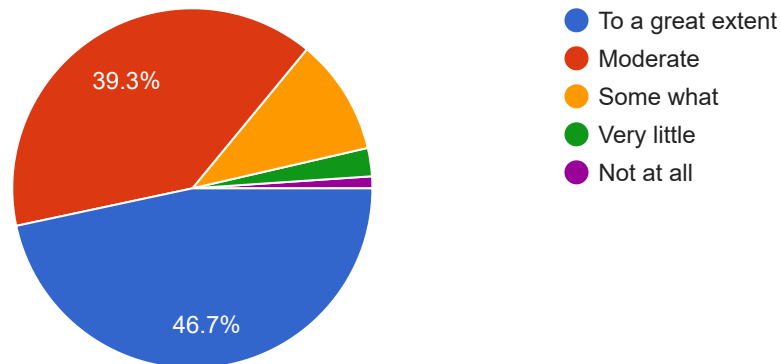
The institution makes effort to engage students in the monitoring, review and continuous quality improvement of the teaching learning process.

748 responses



The institute/ teachers use student centric methods, such as experiential learning, participative ,learning and problem solving methodologies for enhancing learning experiences.

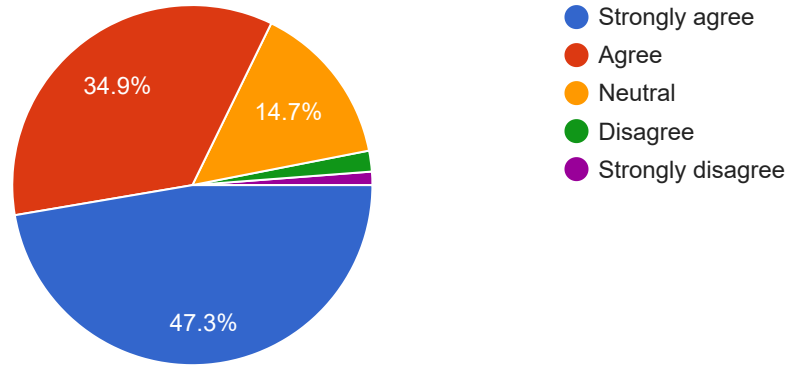
748 responses



### Teachers encourage you to participate in extracurricular activities.

 Copy

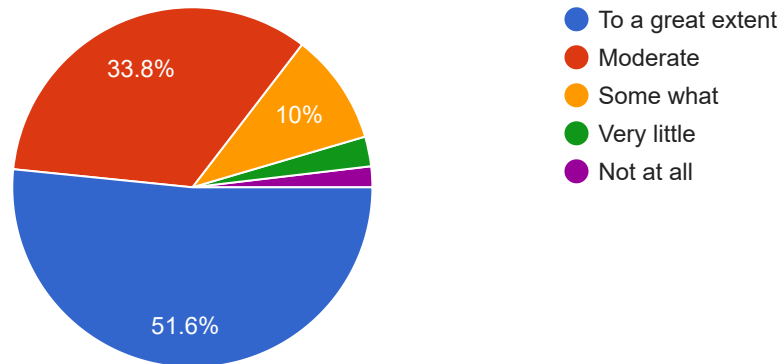
748 responses



### Efforts are made by the institute/ teachers to inculcate soft skills, life skills and employability skills to make you ready for the world of work.

 Copy

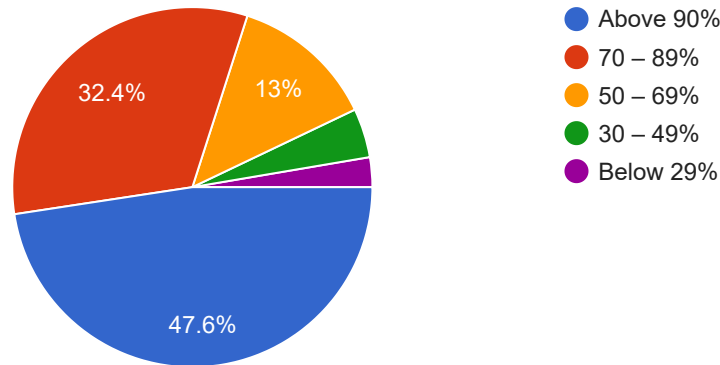
748 responses





What percentage of teachers use ICT tools such as LCD projector, Multimedia, etc. while teaching.

748 responses



The overall quality of teaching-learning process in your institute is very good.

748 responses

